



# Enhancing Education To Keep Teens Safe On The Road

*Tuesday, February 1<sup>st</sup> 1–2:30 pm*

*Wednesday, February 2<sup>nd</sup> 1–2:30 pm*

## Presenters

**Flaura Koplin Winston, MD, PhD**

Scientific Director and Founder

**Suzanne Hill, BA**


Director of Advocacy and Outreach

**Kare Holm, MHS, CHES**

Outreach Manager

**Verna Cole, PhD**

Outreach Manager



**[teendriversource.org](http://teendriversource.org)**

# WEBINAR AGENDA

## DAY 1:

Module 1: Welcome  
Why Are We Here?

- CHOP Research and Outreach
- Meet national preventive health standards and objectives with *Enhancing Education* topics

Module 2:  
Teen Driver Safety

- Car Crash Risk Factors and Prevention
- Graduated Driver Licensing (GDL) laws
- Web resources: [teendriversource.org](http://teendriversource.org)

## DAY 2:

Module 3: Instructional  
Resources for Parents  
and Teens

- Module Overview
- Facilitator Guides
- Presentation Planning Exercise
- Audience Feedback


Module 4: Summary  
and Wrap-Up

- Key Learning Objectives
- Audience Text Chat
- CEU Credits

# DAY 2

# MODULE 3:

# INSTRUCTIONAL RESOURCES FOR PARENTS & TEENS



# ENHANCING EDUCATION ON TEENDRIVERSOURCE.ORG

**teendriversource**  
Research put into action

Who We Are →

1 EDUCATE & SUPPORT PARENTS TOOLS STATS & FACTS MULTIMEDIA EVENTS USEFUL LINKS

Enhance Their Education More Info ✓

**Module 1 - Let Driving Laws Be Your Guide**

- Facilitator Guide
- PowerPoint Slides
- Handouts

**Module 2 - Factors That Influence Teen Crashes**

- Facilitator Guide
- PowerPoint Slides
- Handouts

**Module 3 - Techniques For Talking To Your Teen Driver**

- Facilitator Guide
- PowerPoint Slides
- Handouts

**Module 4 - Encourage Safe Driving Decisions**

- Facilitator Guide
- PowerPoint Slides
- Handouts

**Module 5 - Navigate The First Years Of Driving**

- Facilitator Guide
- PowerPoint Slides
- Handouts

For more detailed information on topics covered in the individual modules, [download the Reference Guide](#).

**Get the Training and Share Your Knowledge**

Join us for a Webinar workshop hosted by the Society for Public Health Education (SOPHE) to enhance your use of the instructional materials in multiple settings. [Click here](#) for the Feb 1-2, 2011 training.

# ENHANCING EDUCATION ON TEENDRIVERSOURCE.ORG

The Children's Hospital Of Philadelphia | Research Institute

My Basket | Email Subscribe | Tell A Friend | Log-in / Sign-up | Search Site

**teendriversource**  
Research put into action

Who We Are →

I EDUCATE & SUPPORT TEENS | TOOLS | STATS & FACTS | MULTIMEDIA | EVENTS | USEFUL LINKS

Enhance Their Education | More Info ▾

**Module 1 - Become A Responsible Driver**

- Facilitator Guide
- PowerPoint Slides
- Handouts

**Module 2 - Communicate To Avoid Risky Situations**

- Facilitator Guide
- PowerPoint Slides
- Handouts

**Module 3 - Decision-Making and Driving**

- Facilitator Guide
- PowerPoint Slides
- Handouts

**Module 4 - Set Goals For Driving**

- Facilitator Guide
- PowerPoint Slides
- Handouts




For more detailed information on topics covered in the individual modules, [download the Reference Guide](#).

**Get the Training and Share Your Knowledge**

Join us for a Webinar workshop hosted by the Society for Public Health Education (SOPHE) to enhance your use of the instructional materials in multiple settings. [Click here](#) for the Feb 1-2, 2011 training.

# FACILITATOR GUIDES

- Module Overview
- Outline
  - Timing
  - Topic
  - Details
  - Media



# POWERPOINT

- allows the audience to follow along visually
- key points from the Facilitator Guide and information from [teendriversource.org](http://teendriversource.org) are highlighted

The image displays a screenshot of the **teendriversource.org** website. The website header includes the logo and navigation links. The main content area features a banner with a photo of a woman talking to a teen in a car, followed by a text block: "We can all help keep teens safe on the road, whether you're a teen, parent, policymaker, educator, or researcher. This site will support your efforts with free information and downloadable resources. Together we can make a difference." Below this is a section titled "How can we help you today?" with five colored buttons: "I'm a teen", "I'm a parent", "I'm a policymaker", "I'm an educator", and "I'm a researcher".

Overlaid on the website are several documents:

- A "SAMPLE PAGE- INSTRUCTORS GUIDE" titled "Enhancing Education to Keep Teens Safe on the Road: Training Tools for Instructors".
- A document titled "Module 01: Teen Driver Safety" with a table for tracking student progress.
- A document titled "Module 02: Get Driving, Live It Your Guide" with a photo of a car.
- A document titled "BASIC FACTS ABOUT TEEN CRASHES" with three highlighted key points:


**BASIC FACTS ABOUT TEEN CRASHES**

- Most teen crashes involve " rookie " mistakes. Teens need time to gain driving experience under varying road conditions.
- Two or more peer passengers more than triples the risk of a fatal crash when a teen is behind the wheel.
- Speed is a major factor in teen crash fatalities.

A large blue arrow points from the documents towards the "BASIC FACTS ABOUT TEEN CRASHES" document.

# HANDOUTS

- provides a take-home summary of teen driver safety content
- numbered and located in the Facilitator Guide



**BASIC FACTS ABOUT TEEN CRASHES**

Most teen crashes involve "rookie" mistakes. Teens need time to gain driving experience under varying road conditions.

Two or more peer passengers more than triples the risk of a fatal crash when a teen is behind the wheel.

Speed is a major factor in teen crash fatalities.

1. Wolfson M, Simpson IM, Pak A. Changes in Collision Rates Among Teenagers During the First Months of Driving. Accident Analysis and Prevention. September 2002.

©2011 The Children's Hospital of Philadelphia Research Institute. All Rights Reserved.

# MODULES: PARENT LEARNING EVENTS

- Let Driving Laws Be Your Guide
- Factors That Influence Teen Crashes
- Techniques For Talking To Your Teen Driver
- Encourage Safe Driving Decisions
- Navigate the First Years of Driving

# TEEN MODULES

- Become A Responsible Driver
- Communicate To Avoid Risky Situations
- Decision-Making and Driving
- Set Goals For Driving

# TARGET AUDIENCE

You are conducting a series of “brown bag lunch” presentations at your workplace for working parents of teens.

It’s about three weeks until Prom, and you are teaching a Safe Teen Driving lesson to a Health class of juniors and seniors.


You are the featured speaker at the high school PTO or community education meeting and expect parents of 9th – 12th graders.

It’s National Teen Driver Safety Week, and you want your Health class to be involved in getting the message out to peers.

# EXERCISE INSTRUCTIONS

- Work by yourself (or as a team if you are listening in with a group of colleagues) on your assigned target audience, and select a parent event or teen module.
- Be prepared to explain to the class:
  - why you selected the event or module
  - how it can be integrated into either the Health curriculum at school or into a workplace/community presentation
- You have 10 minutes to work.

# MODULE 4: SUMMARY AND WRAP-UP



# REVIEW

Let's reflect on the topics covered today and discuss how the curriculum instructs teens and/or parents in:

- the causes of car crashes
- the actions they can take to reduce crashes
- how to promote teen driver safety in the community

**Use the text chat function to share your insights.**

# WRAP UP

- Any outstanding questions?
- Did you sign in for CEU credits?
- Evaluation form

*Enhancing Education To Keep Teen Safe On The Road*  
is made possible with generous support from

